


Sherwin-Williams Industrial and Marine Coatings



Bolt Brown SW4001
LRV 8%



Walnut Brown SW4009
LRV 3%



Graphite SW4017
LRV 5%



Anchor Gray SW4025
LRV 13%



Modular Tan SW4002
LRV 26%



Pumice Stone SW4010
LRV 23%



Tower Gray SW4018
LRV 18%




Slate Gray SW4026
LRV 36%



Pallet Tan SW4003
LRV 49%



Mortar SW4011
LRV 43%



Flint Gray SW4019
LRV 47%



Galvano* SW4027
LRV 58%



Tannery*† SW4004
LRV 64%




Cirrus White SW4012
LRV 74%



Zephyr* SW4020
LRV 63%



Gypsum* SW4028
LRV 72%



Cylinder Cream SW4005
LRV 74%



Ballast Beige*† SW4013
LRV 65%



Filament SW4021
LRV 72%



Pillar White SW4029
LRV 77%



Lodestone SW4006
LRV 51%



Cantilever Tan*† SW4014
LRV 48%



Balsam* SW4022
LRV 62%



Nickel SW4030
LRV 47%



Bronze SW4007
LRV 23%



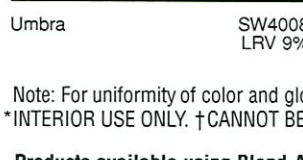
Torque Tan*† SW4015
LRV 35%



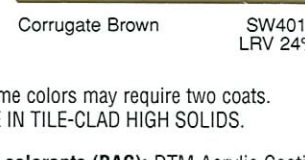
Olivine* SW4023
LRV 46%




Structural Gray SW4031
LRV 24%




Umbra SW4008
LRV 9%



Corrugate Brown SW4016
LRV 24%



Enviro Green SW4024
LRV 15%



Vacuum Black SW4032
LRV 4%

Note: For uniformity of color and gloss, some colors may require two coats.
*INTERIOR USE ONLY. †CANNOT BE MADE IN TILE-CLAD HIGH SOLIDS.

Products available using Blend-A-Color colorants (BAC): DTM Acrylic Coating, Industrial Enamel, Industrial Enamel HS, Industrial Enamel VOC, Metalatex Semi-Gloss Coating, Tile-Clad High Solids, Water-Based Catalyzed Epoxy.

Products available using Hüls Chroma Chem® 844 Colorants (844): Epoxy Mastic Coating, Hi-Solids Polyurethane, Corothane II, Macropoxy High Solids, Metalastic DTM Enamel, Acrolon 218 HS Polyurethane, Tile-Clad High Solids, Polylon 1900, Armor-Tile HS, Steel-Master 9500, Epolon II Multi-Mil, Macropoxy 646.

Products available using EnviroToner Colorants: Centurion WB Urethane, Sher-Cryl HPA, DTM Acrylic, Dura-Pox WB Epoxy, Epo-Plex Multi-Mil, Water-Based Catalyzed Epoxy, Metalatex S/G, Floor-Plex 7100, Tread-Plex.